



**BOX Options Market LLC**  
**BOX Virtual Trading Floor (“VTF”) User Guide**

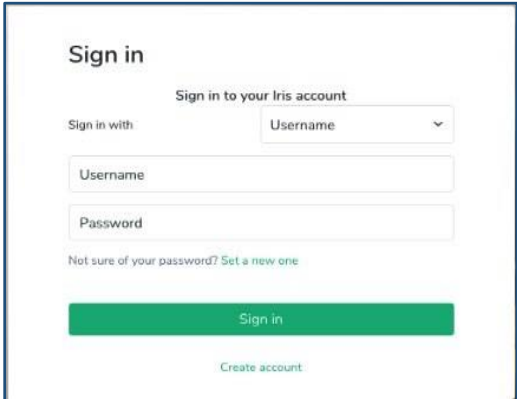
BOX’s VTF enables market participants to participate in a virtual open outcry trading environment in the event the physical BOX Trading Floor becomes inoperable.

**Participant Login and Launching the VTF**

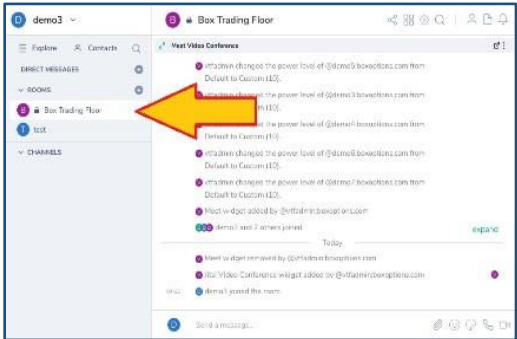
Go to <https://vtf.boxoptions.com>.



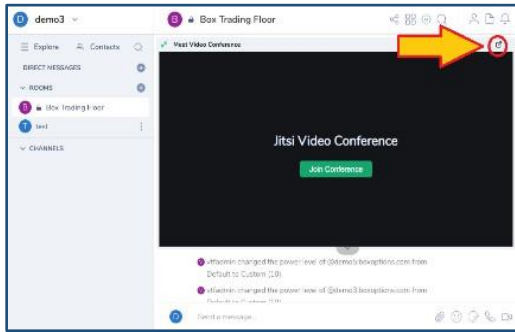
**Welcome Page:**  
Click on the “Sign In” button.



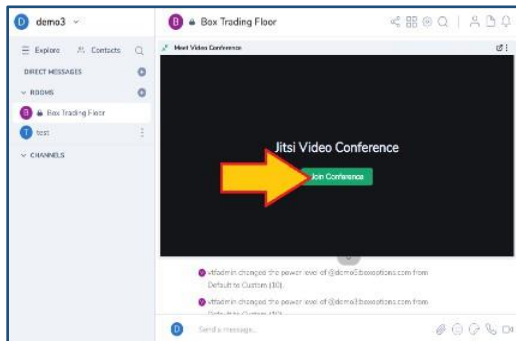
**Sign In:**  
Type in the BOX–provided Username and Password.



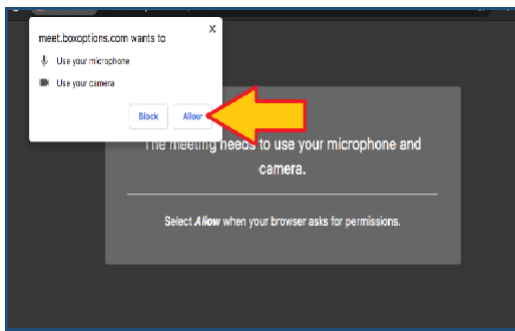
**BOX Trading Floor:**  
Click and open the “**BOX Trading Floor**” room on the left side of the screen.




**Meet Video Conference:**  
Click and expand the **“Meet Video Conference”** widget.



Click on **“Join Conference.”**

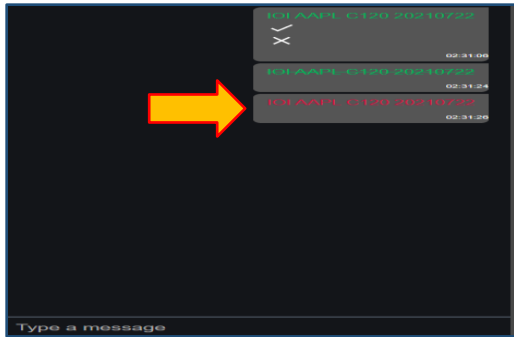


Allow access to the camera and microphone on your computer.



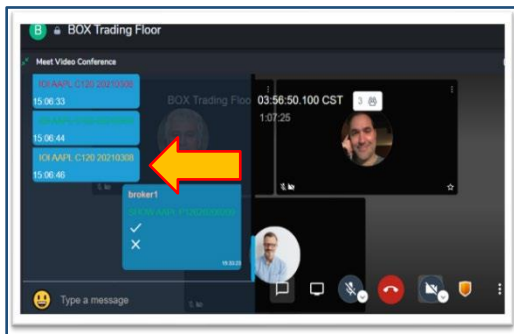
Floor Brokers will enter orders in the electronic blotter on the left side of the screen.

## Open Outcry Blotter



The electronic blotter contains a running list of all open outcry orders.

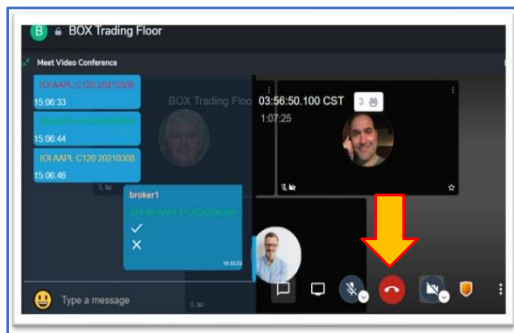
1. Open orders will display as **green** text.
2. When the user clicks on the **Tick**  button, the text changes to **red**, indicating the order has been executed.



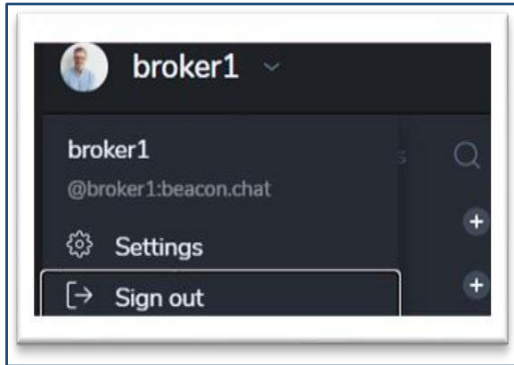
The Floor Broker can cancel the order by clicking on the  button. Cancelled orders will be displayed in **orange**.

*Note: Electronic blotter messages cannot be edited or deleted.*

## Exiting the VTF



Users can exit the VTF by clicking on the **“Leave”** button as shown.



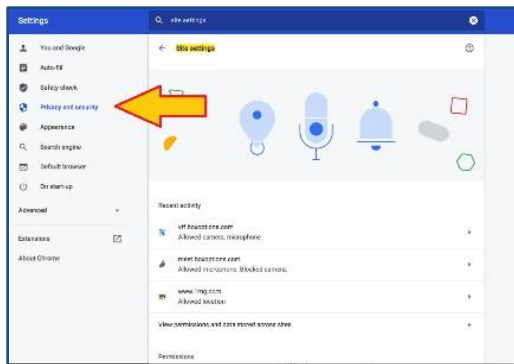
## Logging Out

To log out of the VTF, click on the **“Sign Out”** option on the dropdown beside **“Username”** (upper left, as shown).

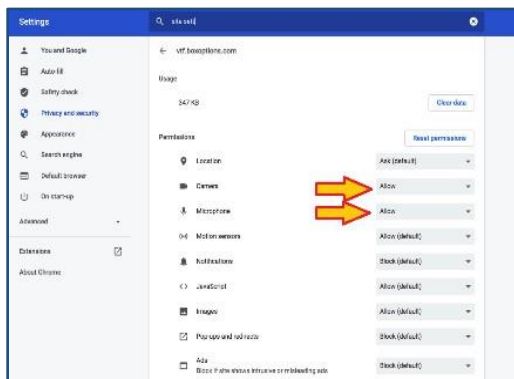
For support and questions, please reach out to the Market Operations Center at (866) 768-8845 or by email at [BOXMOC@boxoptions.com](mailto:BOXMOC@boxoptions.com) should you require additional information.

## Appendix

To reset Chrome microphone/camera permissions (if required):



At the top right, click **“More”** then **“Settings.”**  
Under **“Privacy and Security,”** click **“Site Settings.”**



1. Find <https://vtf.boxoptions.com/> and click to open.
2. Select **“Allow”** for the Camera and Microphone dropdowns.